










































Results are final as of 17:23 on November 5, 2022

U15 - Boys Class

Sailed: 10, Discards: 1, To count: 9, Entries: 45, Scoring system: WCR Appendix A

| Rank | Class | Division | NOC | Sailnumber | HelmName | Year | Gender | Total | Nett | R1 | R2 | R3 | R4 | R5 | R6 | R7 | R8 | R9 | R10 |
|------|------------|----------|---|------------|---|------|--------|-------|-------|--------|------------|-------------|--------|--------|--------|--------|------------|--------|--------|
| 1 | U15 - Boys | |  ISR | 294 | Omer Shemesh | 2008 | MALE | 23.0 | 15.0 | 1.0 | 2.0 | 1.0 | 3.0 | 2.0 | 1.0 | 1.0 | 2.0 | 2.0 | (8.0) |
| 2 | U15 - Boys | |  ISR | 295 | Adam Koussevitzky | 2008 | MALE | 37.0 | 27.0 | 3.0 | 4.0 | 2.0 | 4.0 | 6.0 | 4.0 | 2.0 | 1.0 | 1.0 | (10.0) |
| 3 | U15 - Boys | |  ITA | 10 | Pierluigi Caproni | 2009 | MALE | 78.0 | 32.0 | 2.0 | 1.0 | 3.0 | 2.0 | 3.0 | 8.0 | 5.0 | (46.0 DSQ) | 7.0 | 1.0 |
| 4 | U15 - Boys | |  ISR | 838 | Eylon Atlas | 2008 | MALE | 63.0 | 52.0 | 4.0 | 6.0 | 6.0 | 5.0 | 1.0 | (11.0) | 6.0 | 11.0 | 6.0 | 7.0 |
| 5 | U15 - Boys | |  HUN | 173 | Kristóf Jancsó | 2008 | MALE | 107.0 | 61.0 | 8.0 | 3.0 | (46.0 OCS) | 1.0 | 11.0 | 2.0 | 9.0 | 10.0 | 3.0 | 14.0 |
| 6 | U15 - Boys | |  ITA | 212 | Kristian Porcu | 2008 | MALE | 101.0 | 64.0 | 5.0 | 13.0 | 12.0 | 10.0 | 4.0 | 3.0 | 4.0 | 4.0 | 9.0 | (37.0) |
| 7 | U15 - Boys | |  GRE | 33 | Evangelos Giannakopoulos | 2009 | MALE | 114.0 | 91.0 | 7.0 | 10.0 | 17.0 | (23.0) | 16.0 | 14.0 | 12.0 | 5.0 | 8.0 | 2.0 |
| 8 | U15 - Boys | |  GRE | 222 | Filippos Manakoglou | 2009 | MALE | 112.0 | 92.0 | 10.0 | 5.0 | 16.0 | 11.0 | (20.0) | 9.0 | 13.0 | 13.0 | 4.0 | 11.0 |
| 9 | U15 - Boys | |  GRE | 23 | Panagiotis Ioannou | 2009 | MALE | 134.0 | 105.0 | 11.0 | 16.0 | 4.0 | 13.0 | 24.0 | (29.0) | 3.0 | 3.0 | 13.0 | 18.0 |
| 10 | U15 - Boys | |  ESP | 384 | Hugo Perez | 2008 | MALE | 138.0 | 111.0 | 6.0 | 20.0 | 10.0 | 6.0 | 9.0 | 7.0 | 22.0 | (27.0) | 22.0 | 9.0 |
| 11 | U15 - Boys | |  ITA | 149 | Luca Traversi | 2008 | MALE | 141.0 | 112.0 | 13.0 | 19.0 | 5.0 | 7.0 | (29.0) | 18.0 | 18.0 | 15.0 | 12.0 | 5.0 |
| 12 | U15 - Boys | |  GRE | 16 | Pavlos Kallitsis Alagkiozian | 2009 | MALE | 147.0 | 120.0 | 9.0 | 24.0 | 7.0 | (27.0) | 5.0 | 5.0 | 24.0 | 17.0 | 17.0 | 12.0 |
| 13 | U15 - Boys | |  ESP | 18 | Gonzalo Diaz Fernández | 2008 | MALE | 167.0 | 121.0 | 20.0 | 9.0 | 8.0 | 25.0 | 14.0 | 17.0 | 7.0 | (46.0 UFD) | 5.0 | 16.0 |
| 14 | U15 - Boys | |  BEL | 94 | Julien Omev | 2009 | MALE | 162.0 | 126.0 | 16.0 | 17.0 | 14.0 | 9.0 | 8.0 | 6.0 | (36.0) | 26.0 | 27.0 | 3.0 |
| 15 | U15 - Boys | |  FRA | 1 | Elemiah Richard | 2008 | MALE | 175.0 | 142.0 | (33.0) | 18.0 RDGnc | 18.0 | 22.0 | 12.0 | 23.0 | 8.0 | 6.0 | 18.0 | 17.0 |
| 16 | U15 - Boys | |  LAT | 126 | Gustavs Mengelsons | 2009 | MALE | 177.0 | 146.0 | 24.0 | 27.0 | 9.0 | (31.0) | 13.0 | 20.0 | 10.0 | 9.0 | 28.0 | 6.0 |
| 17 | U15 - Boys | |  LAT | 9 | Ernestis Jekabsons | 2009 | MALE | 176.0 | 148.0 | 17.0 | 11.0 | 20.0 | 21.0 | (28.0) | 16.0 | 21.0 | 12.0 | 15.0 | 15.0 |
| 18 | U15 - Boys | |  ESP | 111 | Fabio Gonzalez Perez | 2008 | MALE | 186.0 | 154.0 | 31.0 | 8.0 | 13.0 | (32.0) | 23.0 | 13.0 | 14.0 | 16.0 | 10.0 | 26.0 |
| 19 | U15 - Boys | |  HUN | 259 | Vince Lehoczki | 2008 | MALE | 191.0 | 160.0 | 19.0 | 7.0 | 13.0 RDG1.3 | 17.0 | 7.0 | 25.0 | 27.0 | 21.0 | (31.0) | 24.0 |
| 20 | U15 - Boys | |  GBR | 511 | George Ebdon | 2009 | MALE | 199.0 | 163.0 | 18.0 | 15.0 | 11.0 | 20.0 | 27.0 | (36.0) | 17.0 | 8.0 | 20.0 | 27.0 |
| 21 | U15 - Boys | |  ITA | 24 | Alessandro Diaz | 2009 | MALE | 205.0 | 178.0 | 12.0 | 22.0 | 19.0 | 16.0 | 26.0 | (27.0) | 19.0 | 19.0 | 25.0 | 20.0 |
| 22 | U15 - Boys | |  ESP | 363 | Miquel Servera | 2008 | MALE | 213.0 | 178.0 | 26.0 | 29.0 | 22.0 | 26.0 | (35.0) | 35.0 | 11.0 | 14.0 | 11.0 | 4.0 |
| 23 | U15 - Boys | |  GRE | 30 | Agapitos Michalis Stamatoulakis | 2008 | MALE | 223.0 | 190.0 | 23.0 | 30.0 | 23.0 | 12.0 | 10.0 | (33.0) | 20.0 | 18.0 | 23.0 | 31.0 |
| 24 | U15 - Boys | |  SGP | 21 | John Wong | 2008 | MALE | 222.0 | 191.0 | 15.0 | (31.0) | 21.0 | 14.0 | 17.0 | 21.0 | 26.0 | 30.0 | 24.0 | 23.0 |
| 25 | U15 - Boys | |  GRE | 899 | Pavlos Apostolou | 2008 | MALE | 238.0 | 202.0 | 34.0 | 12.0 | 26.0 | 18.0 | 18.0 | 15.0 | 29.0 | 29.0 | 21.0 | (36.0) |

| Rank | Class | Division | NOC | Sailnumber | HelmName | Year | Gender | Total | Nett | R1 | R2 | R3 | R4 | R5 | R6 | R7 | R8 | R9 | R10 |
|------|------------|----------|---|------------|--|------|--------|-------|-------|------------|----------|------------|--------|------------|------------|----------|------------|------|------------|
| 26 | U15 - Boys | |  ITA | 89 | Alex Schiattino | 2009 | MALE | 237.0 | 203.0 | 25.0 | 21.0 | 27.0 | (34.0) | 22.0 | 26.0 | 16.0 | 20.0 | 16.0 | 30.0 |
| 27 | U15 - Boys | |  GBR | 512 | Oliver Ebdon | 2009 | MALE | 249.0 | 203.0 | 21.0 | 25.0 | 15.0 | 8.0 | 25.0 | 12.0 | 28.0 | 35.0 | 34.0 | (46.0 DNC) |
| 28 | U15 - Boys | |  GRE | 770 | George Apostolidis | 2009 | MALE | 260.0 | 214.0 | 14.0 | 14.0 | 24.0 | 36.0 | 21.0 | 19.0 | 34.0 | 23.0 | 29.0 | (46.0 DNC) |
| 29 | U15 - Boys | |  ESP | 312 | Hugo Colomar Castelló | 2009 | MALE | 263.0 | 226.0 | 28.0 | 32.0 | 35.0 | 28.0 | (37.0) | 34.0 | 15.0 | 7.0 | 26.0 | 21.0 |
| 30 | U15 - Boys | |  BEL | 123 | Joran Cottyn | 2008 | MALE | 268.0 | 229.0 | 22.0 | (39.0) | 29.0 | 24.0 | 31.0 | 24.0 | 32.0 | 31.0 | 14.0 | 22.0 |
| 31 | U15 - Boys | |  GRE | 911 | Dimitrios Evangelos Moraitis | 2008 | MALE | 273.0 | 232.0 | 27.0 | (41.0) | 31.0 | 39.0 | 15.0 | 10.0 | 25.0 | 28.0 | 32.0 | 25.0 |
| 32 | U15 - Boys | |  ISR | 297 | Idan Lichtenshtein | 2009 | MALE | 277.0 | 236.0 | 29.0 | 23.0 | 33.0 | 40.0 | 34.0 | (41.0) | 23.0 | 22.0 | 19.0 | 13.0 |
| 33 | U15 - Boys | |  CZE | 134 | Stepan Louzek | 2008 | MALE | 306.0 | 266.0 | 35.0 | 26.0 | 30.0 | 19.0 | (40.0) | 28.0 | 31.0 | 33.0 | 30.0 | 34.0 |
| 34 | U15 - Boys | |  GRE | 861 | Chrysovalantis Karastamatis | 2009 | MALE | 307.0 | 268.0 | 30.0 | 36.0 | 37.0 | 15.0 | 19.0 | (39.0 PRP) | 37.0 | 37.0 | 38.0 | 19.0 |
| 35 | U15 - Boys | |  ESP | 691 | Pablo Momparler | 2009 | MALE | 321.0 | 283.0 | (38.0) | 33.0 | 25.0 | 38.0 | 33.0 | 31.0 | 33.0 | 24.0 | 37.0 | 29.0 |
| 36 | U15 - Boys | |  CZE | 946 | Zdenek Plich | 2009 | MALE | 326.0 | 285.0 | 37.0 | 28.0 | 34.0 | 33.0 | (41.0) | 30.0 | 30.0 | 25.0 | 33.0 | 35.0 |
| 37 | U15 - Boys | |  GRE | 336 | Anastasios Kyriazakos | 2009 | MALE | 333.0 | 293.0 | 36.0 | (40.0) | 38.0 | 30.0 | 30.0 | 22.0 | 35.0 | 34.0 | 36.0 | 32.0 |
| 38 | U15 - Boys | |  GBR | 488 | Harry Webb | 2009 | MALE | 366.0 | 320.0 | 32.0 | 35.0 | 28.0 | 37.0 | 32.0 | 38.0 | 41.0 | 36.0 | 41.0 | (46.0 DNC) |
| 39 | U15 - Boys | |  EST | 288 | Remi Marten Rajasalu | 2008 | MALE | 375.0 | 332.0 | 42.0 | 37.0 | 36.0 | 29.0 | 38.0 | (43.0) | 38.0 | 38.0 | 35.0 | 39.0 |
| 40 | U15 - Boys | |  GBR | 413 | Adam Hoey | 2009 | MALE | 385.0 | 339.0 | 41.0 | 38.0 | (46.0 OCS) | 44.0 | 36.0 | 39.0 | 39.0 | 32.0 | 42.0 | 28.0 |
| 41 | U15 - Boys | |  GRE | 7 | Dimitrios Kisseroudis | 2008 | MALE | 394.0 | 348.0 | 39.0 | 34.0 | 39.0 | 35.0 | 42.0 | 37.0 | 40.0 | 39.0 | 43.0 | (46.0 DNC) |
| 42 | U15 - Boys | |  GRE | 44 | Michail Korovesis | 2009 | MALE | 412.0 | 366.0 | 40.0 | 43.0 | 40.0 | 42.0 | 39.0 | 42.0 | 42.0 | (46.0 UFD) | 40.0 | 38.0 |
| 43 | U15 - Boys | |  GBR | 3392 | Sam Freeman | 2009 | MALE | 416.0 | 370.0 | 43.0 | 42.0 | (46.0 OCS) | 41.0 | 43.0 | 40.0 | 43.0 | 46.0 UFD | 39.0 | 33.0 |
| 44 | U15 - Boys | |  GBR | 234 | Ethan Page | 2008 | MALE | 440.0 | 394.0 | 44.0 | 44.0 | 41.0 | 45.0 | (46.0 DNF) | 46.0 DNF | 44.0 | 40.0 | 44.0 | 46.0 NSC |
| 45 | U15 - Boys | |  GBR | 3476 | Matthew Goulden | 2009 | MALE | 456.0 | 410.0 | (46.0 DNC) | 46.0 RET | 46.0 DNC | 43.0 | 46.0 DNF | 46.0 DNF | 46.0 DNC | 46.0 RET | 45.0 | 46.0 DNC |