

























Results are final as of 17:22 on November 5, 2022

U13 Class

Sailed: 9, Discards: 1, To count: 8, Entries: 42, Scoring system: WCR Appendix A

Rank	Class	Division	NOC	Sailnumber	HelmName	Year	Gender	Total	Nett	R1	R2	R3	R4	R5	R6	R7	R8	R9
1	U13		 GER	747	Moritz Schleicher	2010	MALE	40.0	28.0	4.0	3.0	2.0	1.0	2.0	5.0	5.0	6.0	(12.0)
2	U13		 POL	138	Jan Serafinski-Melsztynski	2010	MALE	58.6	43.6	8.0	8.0	1.0	6.0	7.6 RDG1:6	(15.0)	10.0	2.0	1.0
3	U13		 ISR	292	Gil Shtub	2011	MALE	73.0	58.0	11.0	10.0	(15.0)	9.0	11.0	9.0	4.0	1.0	3.0
4	U13		 POL	246	Michelle Urzykowski	2010	FEMALE	87.0	63.0	1.0	1.0	6.0	7.0	8.0	18.0	18.0	(24.0)	4.0
5	U13		 GRE	2112	Dimitris Zafeiris	2010	MALE	95.0	67.0	22.0	2.0	5.0	18.0	1.0	6.0	(28.0)	8.0	5.0
6	U13		 POL	237	Krzysztof Czurylo	2010	MALE	106.0	72.0	2.0	4.0	(34.0 PRP)	5.0	4.0	13.0	23.0	19.0	2.0
7	U13		 POL	131	Tymon Wrzesinski	2010	MALE	98.0	75.0	21.0	(23.0)	8.0	11.0	6.0	2.0	12.0	5.0	10.0
8	U13		 ESP	564	Max Consalvo	2010	MALE	113.0	81.0	(32.0)	27.0	3.0	8.0	9.0	14.0	1.0	13.0	6.0
9	U13		 ITA	327	Elettra Fulgenzi	2010	FEMALE	104.0	85.0	13.0	15.0	7.0	15.0	16.0	7.0	9.0	3.0	(19.0)
10	U13		 HUN	234	Rajmund Takats	2011	MALE	109.0	87.0	10.0	(22.0)	13.0	12.0	22.0	16.0	3.0	4.0	7.0
11	U13		 POL	379	Olivia Mroczkowska	2010	FEMALE	115.0	88.0	7.0	6.0	12.0	10.0	25.0	10.0	(27.0)	10.0	8.0
12	U13		 GRE	0	Thiseas Nikolopoulos	2011	MALE	121.0	91.0	12.0	(30.0)	10.0	2.0	5.0	3.0	14.0	30.0	15.0
13	U13		 POL	217	Martyna Figura	2010	FEMALE	121.0	92.0	3.0	7.0	9.0	13.0	21.0	8.0	17.0	14.0	(29.0)
14	U13		 ITA	23	Luca Pacchiotti	2010	MALE	135.0	92.0	6.0	18.0	19.0	4.0	18.0	(43.0 DSQ)	6.0	7.0	14.0
15	U13		 POL	121	Wojciech Galecki	2010	MALE	118.0	93.0	9.0	14.0	18.0	3.0	19.0	4.0	(25.0)	9.0	17.0
16	U13		 CZE	844	Frantisek Burda	2010	MALE	117.0	95.0	5.0	12.0	14.0	16.0	12.0	11.0	13.0	12.0	(22.0)
17	U13	5.0	 ITA	74	Curzio Riccini	2011	MALE	153.0	121.0	18.0	5.0	17.0	14.0	29.0	1.0	15.0	22.0	(32.0)
18	U13		 TUR	1329	Ece Melis Bas	2010	FEMALE	155.0	130.0	17.0	13.0	11.0	17.0	14.0	22.0	20.0	(25.0)	16.0
19	U13		 ITA	888	Diego Marghinotti	2010	MALE	171.0	142.0	(29.0)	24.0	20.0 RDGnc	22.0	3.0	29.0	7.0	28.0	9.0
20	U13		 GBR	465	Yat Long Jayden Siu	2010	MALE	180.0	150.0	28.0	11.0	4.0	(30.0)	13.0	21.0	22.0	23.0	28.0
21	U13		 BEL	98	Kamil Desmet	2011	MALE	179.0	154.0	24.0	16.0	22.0	24.0	17.0	24.0	16.0	11.0	(25.0)
22	U13		 GRE	2	Spyridon Monastiriotis	2010	MALE	183.0	155.0	19.0	25.0	23.0	21.0	7.0	(28.0)	21.0	21.0	18.0
23	U13		 POL	445	Adam Ryan	2010	MALE	200.0	157.0	16.0	9.0	24.0	19.0	23.0	(43.0 DSQ)	11.0	20.0	35.0
24	U13		 ESP	20	Gala Fornés Redondo	2010	FEMALE	199.0	161.0	(38.0)	21.0	27.0	20.0	15.0	12.0	19.0	16.0	31.0

Rank	Class	Division	NOC	Sailnumber	HelmName	Year	Gender	Total	Nett	R1	R2	R3	R4	R5	R6	R7	R8	R9
25	U13		 LAT	128	Estere Vilnite	2010	FEMALE	209.0	177.0	15.0	(32.0)	16.0	26.0	27.0	27.0	26.0	17.0	23.0
26	U13		 ITA	6	Nicola Furioli	2010	MALE	229.0	186.0	20.0	19.0	21.0	27.0	36.0	(43.0 DNC)	2.0	31.0	30.0
27	U13		 TUR	2207	Sude Bulduk	2010	FEMALE	231.0	190.0	(41.0)	20.0	31.0	23.0	33.5 PRP	37.5 PRP	8.0	26.0	11.0
28	U13		 GBR	822	Wilfred Coulton	2010	MALE	238.0	195.0	31.0	(43.0 OCS)	26.0	31.0	10.0	20.0	38.0	18.0	21.0
29	U13		 GRE	331	Paris Zotos	2011	MALE	252.0	215.0	23.0	31.0	(37.0)	28.0	31.0	17.0	29.0	36.0	20.0
30	U13		 GRE	48	Georgios Kanellopoulos	2011	MALE	257.0	217.0	14.0	(40.0)	29.0	29.0	28.0	26.0	32.0	32.0	27.0
31	U13		 TUR	1105	Ali Ozturk	2010	MALE	254.0	220.0	33.0	33.0	30.0	(34.0)	34.0	25.0	24.0	15.0	26.0
32	U13		 ITA	175	Michela De Martinis	2011	FEMALE	274.0	236.0	26.0	17.0	36.0	25.0	37.0	23.0	35.0	(38.0)	37.0
33	U13		 GRE	99	Evangelos Kyriazakos	2011	MALE	277.5	236.5	27.0	39.0	(41.0)	33.0	34.5 PRP	19.0	30.0	41.0	13.0
34	U13		 GRE	13	Ioannis Deskes	2011	MALE	294.0	252.0	25.0 RDGnc	26.0	34.0 RDGnc	37.0	(42.0)	30.0	37.0	27.0	36.0
35	U13		 GRE	42	Foivos Koulalis	2011	MALE	295.0	259.0	(36.0)	29.0	32.0	36.0	30.0	33.0	31.0	35.0	33.0
36	U13	5.0	 GRE	122	Iliana Panagi	2012	FEMALE	314.0	274.0	35.0	36.0	33.0	35.0	32.0	31.0	33.0	39.0	(40.0)
37	U13		 GBR	758	John Greenhalgh	2011	MALE	317.0	276.0	37.0	34.0	39.0 PRP	32.0	33.0	36.0	36.0	29.0	(41.0)
38	U13	5.0	 LAT	3	Marta Ieva Dale	2011	FEMALE	322.0	280.0	34.0	37.0	28.0	39.0	39.0	37.0	(42.0)	42.0	24.0
39	U13		 GBR	3474	Jasper Malik	2011	MALE	327.0	285.0	30.0	28.0	(42.0)	40.0	40.0	35.0	41.0	33.0	38.0
40	U13		 GRE	57	Chrysovalanto Eirini Papadopoulou	2011	FEMALE	339.0	299.0	(40.0)	35.0	38.0	38.0	38.0	34.0	40.0	37.0	39.0
41	U13		 TUR	1309	Can Ozkan	2010	MALE	344.0	301.0	39.0	38.0	39.0	42.0	35.0	(43.0 DNC)	34.0	40.0	34.0
42	U13	5.0	 HUN	128	Leila Körtvélyesi	2012	FEMALE	358.0	316.0	(42.0)	41.0	40.0	41.0	41.0	38.0	39.0	34.0	42.0